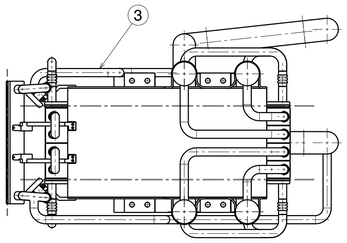

Top view
Scale: 1:10

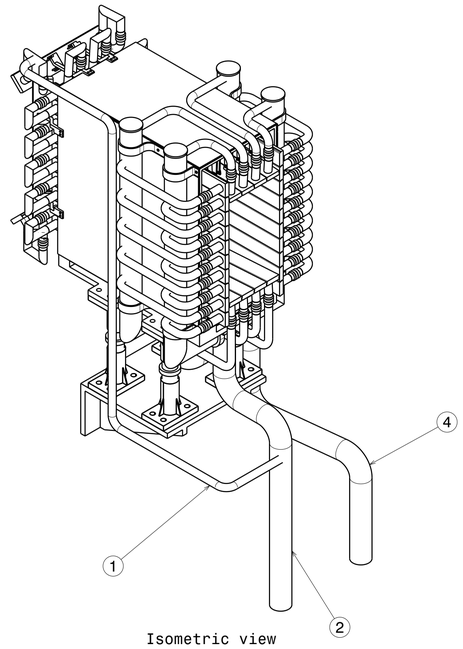

Isometric view
Scale: 1:10

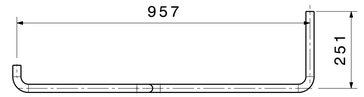

Top view
Scale: 1:10

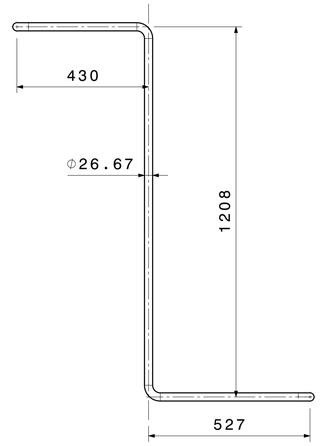

Front view
Scale: 1:10

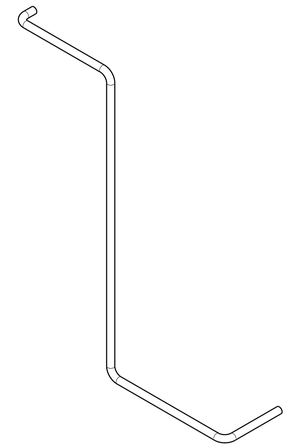

Isometric view
Scale: 1:10

1 .INLET-1

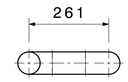

Top view
Scale: 1:10

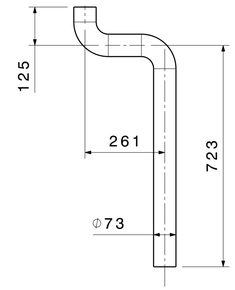

Front view
Scale: 1:10

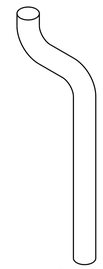

Isometric view
Scale: 1:10

2 .INLET-2

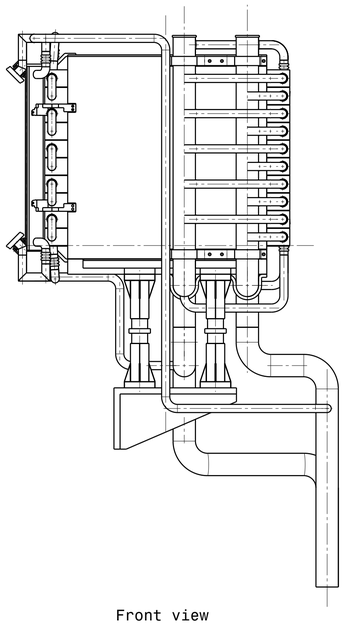

Front view
Scale: 1:10

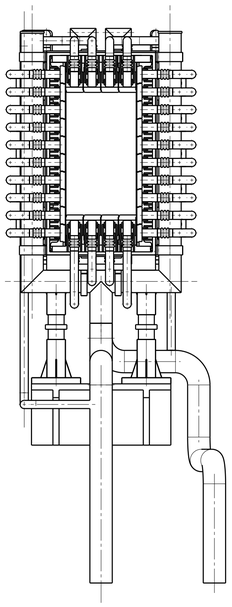

Right view
Scale: 1:10

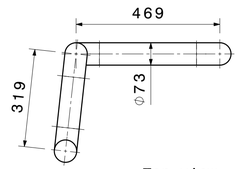

Top view
Scale: 1:10

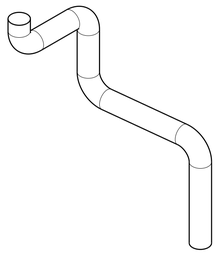

Isometric view
Scale: 1:10

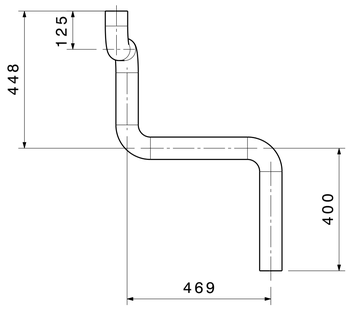

Front view
Scale: 1:10

4 .OUTLET-2

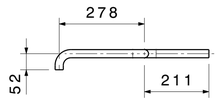

Top view
Scale: 1:10

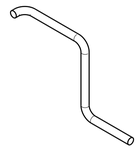

Isometric view
Scale: 1:10

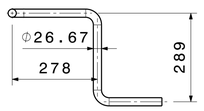

Front view
Scale: 1:10

3 .OUTLET-1

NOTE:

1	THE DRAWINGS SHOWN IN THIS SHEET, ARE FOR THE SAKE OF UNDERSTANDING ONLY FOR THE VENDORS.
2	ALL PIPES ARE OF SCH.10S.
3	REQUIRED PIPES & BENDS ARE FREE ISSUE OF MATERIAL.

DRG.NO	▽ 8-25	▽▽ 1.6-8	▽▽▽ 0.025-1.6	▽▽▽▽ < 0.025
CO-ORDINATED BY				

MACHINING DEVIATIONS FOR NON-TOLERANCED DIMENSIONS

LENGTH IN mm OF SHORTER SIDE OF ANGLES				LENGTH OR DIA	UPTO 6	6-30	30-120	120-315
UPTO 10	10-50	50-120	OVER 120-400					
±1'	±0°-30'	±0°-20'	±0°-10'		±0.1	±0.2	±0.3	±0.5

REV	ZONE	DESCRIPTION	DATE	REMARKS	APPROVED BY

REVISION COLUMN

NBI GROUP: | SIZE A3

ALL DIMENSIONS ARE IN 'mm' UNLESS OTHERWISE STATED

INSTITUTE FOR PLASMA RESEARCH
BHAT, GANDHINAGAR-382 428.

SCALE	-	DATE
DRAWN	ARK	-
DESIGNED		
APPROVED		

THIRD ANGLE PROJECTION

TITLE: NEUTRILIZER ASSY.& DETAILS

REF DRG NO: | REV R0

DRG.NO 2.04.02.029 | SHEET 01 OF 01